



MEMBERS, ASSOCIATE MEMBERS AND ADMINISTRATORS

NEWS & VIEWS

SEPTEMBER 2004

PRESIDENT'S PERSPECTIVE FELLOWSHIP PROGRAMS: A NEW CHALLENGE FOR THE AUPO

By J. Bronwyn Bateman, MD



The AUPO has 'launched' a new baby over the past six months following several discussions at the annual meetings and by the Board of Trustees. Our constituency, the chairs of departments of ophthalmology, realizes that the American public and our elected representatives are demanding increasing quality of care. The scrutiny of physicians and the organizations that represent and 'police' them has never been greater in the US. Discussions have been heated about issues such as the scope of practice of general ophthalmologists, hospital privileging, and maintenance of quality of training of fellows. Additional factors such as the 'unintended consequences' of Board certification of ophthalmologists in subspecialties were also discussed. The number of fellowships is likely to decrease because of the limited number of Graduate Medical Education positions at schools of medicine. Accreditation of fellowships leading to Board certification might eliminate otherwise excellent fellowships which educate subspecialists to provide care for the American public and subspecialists that are needed to staff academic training programs. During the 'debates', many expressed the opinion that general ophthalmologists are trained in all aspects of eye care and disease with the exception of a few specialized procedures.

Doctor Stuart Fine graciously accepted the task of chairing a committee to identify solutions and make a specific recommendation. He and his colleagues, including representatives from the AUPO and from the various

subspecialty societies, recommended that the AUPO 'give birth' to a new entity, the Fellowship Compliance Committee (FCC). This committee, now co-chaired by Doctors John Keltner and Stuart Fine, has been charged with the task of serving the subspecialty societies in creating standards for subspecialty fellowships and monitoring compliance. This AUPO process will not lead to Board certification and is unlikely to alter the scope of practice of the general ophthalmologist. It will enhance the quality of fellowship training and provide better eye care for the American public, the ultimate goal.

The goal of the FCC is 'to provide a system that will enhance patient care for ophthalmologic diseases by promoting uniform standards for fellowship training and educational programs in the following ophthalmic subspecialties: corneal and external disease, neuro-ophthalmology, oculoplastic and orbital surgery, eye pathology, pediatric ophthalmology, retina and uveitis.' The system will standardize and improve the quality of fellowship training.

The plan is for the FCC to be sponsored by the AUPO and be comprised of representatives of the subspecialty societies and the AUPO. The subspecialty societies will develop the guidelines for the fellowships. At the recent AUPO Board meeting, the FCC concept was formally approved and the 'birth' occurred. At the upcoming annual meeting, a workshop will provide an opportunity for open discussion of the process.

On behalf of the AUPO, I thank Stuart Fine and John Keltner for their efforts. It has been a 'labor of love.'



ADMINISTRATORS UPDATE

by Cheryl Formes, RN, BSN

Executive Vice President and Editor

Steven M. Podos, MD

President

J. Bronwyn Bateman, MD

President Elect

Gary W. Abrams, MD

Past President

Bartly J. Mondino, MD

Trustees

Marco A. Zarbin, MD, PhD

Mark S. Blumenkranz, MD

Barrett G. Haik, MD

Travis A. Meredith, MD

AUPO Administrators

Cheryl Formes, RN, President

Jonathan Smith, Vice President

Thelma deSouza, Secretary/Treasurer

Kathy Austin, Membership

Send feature articles and correspondence to:

Steven M. Podos, MD

Department of Ophthalmology

Mt. Sinai Medical Center

One Gustave L. Levy Place

Box 1183

New York, NY 10029

Ph: (212) 241-6752 Fax: (212) 289-5945

E-mail: Steven117@aol.com

Associate Editor

Cheryl Formes, RN

Department of Ophthalmology

The University of Texas Southwestern

Medical School

5323 Harry Hines Blvd

Dallas, TX 75390-9057

Send announcements, association news, and address changes to:

AUPO Administration Office

Denise DeLosada Wilson, Coordinator

P.O. Box 420369

San Francisco, CA 94142-0369

Ph: (415) 561-8548 Fax: (415) 561-8531

E-mail: aupo@aao.org

Production

Gina Cold

AUPO Administration Office

E-mail: aupo@aao.org

It seems appropriate at this time to provide you with a brief summary of our Annual Board of Directors Meeting that took place in mid-July.

The majority of the Board's efforts were spent in planning the program for our Annual Meeting (a draft version of the preliminary agenda appears on page seven of this newsletter). As in past years, the program is a reflection of the feedback received from attendees at last year's meeting and using resources such as our Listserv topics that appear to be of interest to our membership at-large. I believe that you will find the planned sessions intriguing. Please mark your calendars and earmark your budgets to allow your attendance at the 2005 meeting in Scottsdale, Arizona, January 27-29, 2005.

On behalf of the University Administrators of Ophthalmology, I thank you for your continued enthusiasm and welcome your comments and/or suggestions. Remember that this is your unique organization for academic ophthalmology.

Finally, we will have a seat on our Board coming open next spring. The election for this position will take place at the Annual Meeting in Arizona this coming January. Please watch for nomination forms sometime in the next few months. Your suggestions for nominees would be greatly appreciated. As always, thanks for your support and participation in the University Administrators of Ophthalmology. The Board encourages your participation and looks forward to hearing from you in the coming months.

CIRCULATE THE NEWS & VIEWS

The AUPO seeks to represent all academic ophthalmologists and the AUPO News & Views contains information that will be of interest to many faculty members. Members are encouraged to copy or circulate News & Views to their faculty colleagues.

VIEW FROM RPB

by Matthew Levine

RBP Enhances Web site, Member Benefits

In 2003 alone, 883 scientific papers were published in 198 professional journals acknowledging RPB for grant support. The organization has posted a complete bibliography of those papers on its web site, www.rpbusa.org, where a search can be conducted by eye disease category and/or publication. Also new to the web site: the redesigned 2003 RPB Annual Report and, under the Grants Program heading, direct links to grantee institutions' web sites.

But the most significant enhancements to the RPB site will take place in October and November. First, the Membership Directory will be upgraded to provide a fully functioning profile of each RPB Ophthalmological Associate Member. The profile, which can be updated by a member through a password-protected interface, allows those seeking an eye care specialist to speed up and refine their search.

As an additional benefit to Associate Members, RPB will promote the enhanced Membership Directory through a national ad campaign in major market newspapers and on Google, the Internet's most frequently used search engine.

The Membership Directory enhancements are part of RPB's efforts to enlist new Associate Members. With every 500 new members, whose dues go directly to the funding of research, RPB can create a significant new grant. Since the membership program's inception, in 1971, all membership dues have been used exclusively to advance eye research.

"We are grateful that several department heads have enthusiastically encouraged their staff members and alumni to join RPB as Associate Members," said David Weeks, Chairman, RPB. "Such wide scale support is vital to the retention of RPB's status as a public foundation and its consequent ability to provide a high level of support for ophthalmic research."

Additionally, come November, online bulk order-

ing of RPB printed materials will be available to RPB Associate Members, who will be able to order these materials free of charge while non-members will be asked to cover the costs of postage.

"We are putting in place a technological foundation that we hope will lead to greater synergies between RPB, the ophthalmologists who support our efforts, the institutions we fund -- and the public" said Jim Romano, Chief Operating Officer, RPB. "The guiding principle underlying all of our initiatives is to get useful information into the hands of those who need it."

RPB Grants Bear Fruit

In the past 18 months, Research to Prevent Blindness (RPB) has committed more than \$12.9 million to eye research, funding 124 grants for investigations into the causes, treatment and prevention of all blinding diseases. The latest round of 44 new grants, totaling \$4.8 million, was awarded in the spring of 2004. Another round of grants will be awarded in December.

Worthy of note to AUPO's membership is RPB's support for the Ophthalmic Clinical Evaluation Exercise (OCEX), a tool developed by the AAO's Competency Task Force, which was charged with creating methods for assessing the areas of general competency for resident education established by the Accreditation Council for Graduate Medical Education. The OCEX, in addition to allowing an attending physician to provide instant, critical, formative feedback to a resident, assesses professionalism, interpersonal skills, medical knowledge competencies and patient care requirements.

"It is gratifying to find that RPB's strategy is yielding such an abundance of critical information and helping to cultivate a research environment of excellence that produces hope as well as new possibilities for treatments," said Diane S. Swift, President, RPB.

**PRELIMINARY PROGRAM-IN-BRIEF
2005 ANNUAL MEETING
JANUARY 27 – 29, THE WESTIN KIERLAND RESORT
SCOTTSDALE, ARIZONA**

THURSDAY, JANUARY 27, 2005

7:00a – 7:45a REGISTRATION AND CONTINENTAL BREAKFAST

7:45a – 8:00a Welcome and Announcements – *J. Bronwyn Bateman*

8:00a – 11:30a **Business Management–Hunter Group: Problem Solving in the Academic Medical Center**

8:00a Introduction– *Bartly J. Mondino*, Moderator

8:05a Physician Component of Hospitals and Academic Medical Centers– *Dean Kinsey*

8:35a Questions & Answers

8:45a Hospital Operations and Labor Productivity– *Jay D. Casey*

9:15a Questions & Answers

9:25a Case Study

10:10a –10:35a BREAK

10:35a Funds Flow–*Dean Kinsey*

11:20a Questions & Answers

11:30a–12:00p **Straatsma Award Presentation and Lecture**

12:00p –1:30p LUNCH (*ON YOUR OWN*)

1:30p – 4:15p **Program Directors Meeting– Symposium on the ACGME Resident Competencies: An Update**

1:30p Introduction: Current Status of the ABO Task Force and the Competency "Toolbox"– *Paul D. Langer*

1:50p The 360-Degree and Surgical Evaluation Forms– *Nicholas J. Volpe*

2:10p The OCEX– *Karl C. Golnik*

2:30p Journal Club/Clinical Conference Evaluations, Resident Informatics Programs– *Anthony C. Arnold*

2:50p–3:15p BREAK

3:15p RRC Outlook on the Competencies and Current Efforts at Compliance– *Susan H. Day*

3:35p Resident Risk Management Project – *Richard L. Abbott*

3:55p Summary of Future Direction of The Competencies; Questions and Answer– *Panel Discussion*

6:00p–8:00p New Members & Guests Buffet Dinner Reception (*By Invitation Only*)

FRIDAY, JANUARY 28, 2005

7:00a – 8:00a REGISTRATION AND CONTINENTAL BREAKFAST

8:00a – 10:00a **Symposium: Manpower in Ophthalmology**

Introduction– *David W. Parke II*

Overview of Manpower Studies and Methodologies– *Paul P. Lee*

Preliminary Program continued from page 4

FRIDAY, JANUARY 28, 2005

(continued)

The Ophthalmology and Optometry Manpower Pipelines– *David W. Parke II*

Indirect Evidence of Manpower Changes– *William L. Rich, III*

The Impact of Technology– *William L. Rich, III*

Professional Impact of Manpower Shortages– *Paul P. Lee*

Societal Impact of Manpower Changes– *Paul B. Ginsburg*

AUPO Options– *David W. Parke II*

Q & A– *David W. Parke II*

10:00a –11:00a **Symposium: AUPO/RPB Resident and Fellow Research Forum**– *Stuart L. Fine*

11:00a –11:30a BREAK

11:30a –1:00p **Workshops and Discussion Groups**

1. RRC/Program Directors: Key Accreditation Issues

11:30a Introduction– *Louis B. Cantor*

11:35a Overview of the RRC Accreditation Process– *Patricia B. Levenberg*

11:45a Resident Evaluations by Faculty– *Jack A. Cohen*

11:55p How I Do It– *Paul D. Langer*

12:00p Educational Goals and Objectives– *Louis B. Cantor*

12:10p How I Do It– *Jay M. Lustbader*

12:15p Q & A and Panel

12:25p Written Lines of Responsibility and Supervision– *Preston H. Blomquist*

12:35p How I Do It– *Scott C. Sigler*

12:40p Surgical Experience and Supervision– *Louis B. Cantor*

12:50p How I Do It– *James P. Dunn, Jr.*

12:55p Q & A and Panel

2. Chairpersons Forum: Fellowship Compliance Committee: Update and Direction– *J. Bronwyn Bateman*, Moderator

FCC Member Comments on FCC Goals

Q & A

3. Medical Student Education– *Barrett G. Haik*, Moderator

1:00p – 5:00p **RRC Appointments with Patricia B. Levenberg** (by appointment only, every 20 minutes)

6:00p – 10:00p Reception and Banquet

Preliminary Program continued from page 5

SATURDAY, JANUARY 29, 2005

7:00a – 8:00a REGISTRATION AND
CONTINENTAL BREAKFAST

7:00a – 7:45a **Slide Exchange**– *M. Edward Wilson*

8:00a – 9:15a **Organization Reports**

AAO– *H. Dunbar Hoskins*

ABO– *Denis M. O'Day*

RPB– *Diane S. Swift*

NEI– *Paul A. Sieving*

ARVO– *Gary W. Abrams*

AEVR/NAEVR– *James F. Jorkasky*

PACUPO– *Juan Verdaguer Taradella*

9:15a – 9:30a BREAK

9:30a – 11:00a **Symposium: Causes and
Prevention of Burnout**–
Travis A. Meredith, Moderator

9:30a Burnout in Academic Chairs–
Steven G. Gabbe

10:15a The Academic Spouse–
Patricia Gabbe

10:30a Questions & Answers

11:00a – 12:00p Business Meeting

12:00p Meeting Adjournment

DUES REMINDER

If your 2004-2005 dues are still outstanding, you will receive a second notice in mid-July. Remember, when it comes time to register for the Annual Meeting, if your dues are not current, Members and Associate Members will not be able to register and Administrators will need to register as a non-member.

Contact the San Francisco office at (415) 561-8548 or aupo@aa.org if you have questions regarding your Member or Associate Member dues status, or contact Thelma de Souza at (415) 502-1127 about your Administrator dues status.

ADMINISTRATORS PRELIMINARY PROGRAM-IN-BRIEF

WEDNESDAY, JANUARY 26, 2005

7:30p Welcome Cocktail Reception

THURSDAY, JANUARY 27, 2005

7:00a – 7:45a REGISTRATION AND CONTINENTAL BREAKFAST

7:45a – 8:00a Welcome and Announcements–
J. Bronwyn Bateman

8:00a – 11:30a **Business Management–
Hunter Group: Problem Solving in the Academic Medical Center**

8:00a Introduction–
Bartly J. Mondino,
Moderator

8:05a Physician Component of Hospitals and Academic Medical Centers–
Dean Kinsey

8:35a Questions and Answers

8:45a Hospital Operations and Labor Productivity–
Jay D. Casey

9:15a Questions & Answers

9:25a Case Study

10:10a – 10:35a BREAK

10:35a Funds Flow– *Dean Kinsey*

11:20a Questions & Answers

11:30a LUNCH (*ON YOUR OWN*)

3:30p Administrators’ Evening Out

FRIDAY, JANUARY 28, 2005

7:00a – 8:00a REGISTRATION AND CONTINENTAL BREAKFAST

8:00a – 10:15a **Development and Fundraising**

10:15a – 10:30a BREAK

10:30a – 12:00p **Cluster Groups**

- Employee Incentives
- Electronic Medical Records (EMR)
- ABO Certification and Maintenance of Certification (MOC)

12:00p – 1:30p **Faculty Compensation Models**

1:30p LUNCH (*ON YOUR OWN*)

6:00p – 10:00p Reception and Banquet

SATURDAY, JANUARY 29, 2005

7:00a – 8:00a REGISTRATION AND CONTINENTAL BREAKFAST

8:00a – 9:00a **What’s Happening in My Backyard**

9:00a – 9:15a Business Meeting

9:15a – 9:30a BREAK

9:30a – 11:00a **Symposium: Causes and Prevention of Burnout –**
Travis A. Meredith,
Moderator

9:30a Burnout in Academic Chairs– *Steven G. Gabbe*

10:15a The Academic Spouse–
Patricia Gabbe

10:30a Questions & Answers

11:00 am Meeting Adjournment

VIEW FROM THE NEI

by Paul A. Sieving, MD, PhD, Director, National Eye Institute

New Funding Opportunity for Clinician Scientists

The NEI has recently published a new Request for Applications (RFA), "Non-Invasive Imaging for Diabetic Retinopathy". Early detection is critical for the prevention of vision loss from diabetic retinopathy. NEI-funded research has demonstrated that initiation of laser photocoagulation treatment at the onset of neovascular growth leads to greater chance for medical benefit. Unfortunately, nearly half of diabetic patients do not receive laser treatment because they do not have the recommended regular dilated eye examinations. Geographic isolation and low economic status are two significant barriers to effective screening.

To enhance patient access to eye exams, this program solicits R01 Research Project Grant applications to develop, apply, and evaluate practical, affordable, and accessible non-invasive technology for the remote site diagnosis of diabetic retinopathy. An applicant may request up to five years of support and an annual direct cost budget up to \$500,000. The NEI intends to commit approximately \$2 million in FY2005 to fund new grants in response to this RFA. Additional information on this initiative is available on the NEI website, <http://www.nei.nih.gov> or from Dr. Peter A. Dudley, 301-451-2020, pad@nei.nih.gov.

NEI Takes Lead Role for the NIH Roadmap for the Future Nanomedicine Initiative

The NEI is participating as the lead Institute for a new NIH-wide Roadmap program to fund Nanomedicine Development Centers. Nanomedicine is an offshoot of the field of nanotechnology, which refers to highly specific medical intervention at the molecular scale for curing disease or repairing tissue. To stimulate work in this field, the NIH will support a major research effort to obtain the fundamental knowledge required to make Nanomedicine a reality. The goal of this initiative is to quantitate and characterize the molecular-scale components, or nanomachinery, of the cell.

This knowledge will be employed to control and manipulate cellular molecules and their supramolecular assemblies in living cells to improve human health. On July 26, 2004, investigators submitted short, five-page "white papers" to request support for planning these centers. Detailed information regarding this and other NIH Roadmap for the Future programs is available at <http://nihroadmap.nih.gov> or from Dr. Richard S. Fisher, 301-451-2020, rfisher@nei.nih.gov.

VISION Public Information Network

Departments of ophthalmology and eye institutes throughout the country support the National Eye Institute's (NEI's) VISION Public Information Network. Member institutions appoint a public affairs officer or a designee to work with the NEI and the Network to educate the public about the benefits of vision research. They also work to develop strategies to maximize media coverage of their institution and the contributions of their vision researchers. The Network now has 205 members representing 111 organizations, including 84 eye institutes and departments of ophthalmology, 16 schools and colleges of optometry, and 11 affiliated members.

Network members continue to play an important role in disseminating the results of NEI-funded research through the media. In 2004, the NEI released the results of the following studies with the assistance of 36 Network member institutions and Study Centers in 18 states.

- Los Angeles Latino Eye Study (LALES)
- Ocular Hypertension Treatment Study—African American Results (OHTS-AA)
- Prevalence of Blindness Data
- Vision in Preschoolers (VIP) Study

The NEI hosted the VISION Public Information Network annual meeting from March 31–April 2, 2004, in Jacksonville, FL. The meeting attracted 52 registrants from 22 eye institutes and departments of ophthalmology, eight schools and colleges of optometry, and five affiliated institutions. Registrants had the opportunity to participate in a variety of activi-

VIEW FROM THE NEI

View from NEI continued from page 8

ties, including general session presentations, roundtable discussions, panel discussions, an interactive crisis management scenario, and an interactive professional development session. The meeting also included a session on the NEI funding process led by Dr. Loré Ann McNicol, Director of Extramural Research at NEI, and scientific sessions featuring Dr. Michael Redmond, NEI; Dr. Dawn DeCarlo, Nova Southeastern University College of Optometry; and Dr. Christopher Girkin, Department of Ophthalmology, University of Alabama at Birmingham.

Additional details and a full list of member institutions are available on the Network Website at www.visionnetwork.nei.nih.gov.

For more information, please contact Jean Horrigan at jh@nei.nih.gov.

THE EYE SITE Tour Continues

Two identical exhibits have been on tour since 2001 and have visited 65 malls in 29 states and the District of Columbia. Planning is now underway for the 2005–2006 tours. For a tour schedule and more information on how to sponsor the exhibit in your state, visit THE EYE SITE website at www.nei.nih.gov/nehep/eyesite and complete the online application. For more information, please contact Jean Horrigan at jh@nei.nih.gov.

THE EYE SITE is the NEI’s traveling exhibit that is designed to increase awareness of low vision and its impact on quality of life. This exhibit is displayed in shopping malls around the country and provides information for people with low vision, their families and friends, and the health care professionals and service providers who care for them. THE EYE SITE recently completed a four-month tour of Northeast Ohio. Sponsors of the Ohio tour included Case Western Reserve University Department of Ophthalmology/University Hospitals of Cleveland, the Cleveland Sight Center, and Prevent Blindness Ohio. The Ohio tour was supported by a grant from The Mandel Foundation.

VISION: A Traveling Exhibit

The NEI’s science museum exhibit, now in its 11th year on tour, is on display at the Adventure Science Center in Nashville, TN, from May 29 to October 3, 2004. The exhibit traveled to Nashville after visiting museums in Rapid City, Pierre, and Sioux Falls, SD from March 2003 through May 2004. Since the exhibit was launched in 1993, it has visited science museums in 30 cities and been seen by more than 5 million visitors.

VISION was developed as part of the NEI’s 25th anniversary celebration. The 2,000-square-foot exhibit illustrates how the eye and brain work together to create vision and how researchers are developing ways to protect our sight from visual disorders and diseases. The exhibit explains how the eye focuses light, how we perceive motion and color, and how the brain processes visual information into a meaningful picture. It includes 10 interactive modules developed by the Exploratorium in San Francisco.

For more information, please contact Jean Horrigan at jh@nei.nih.gov.

Article Submission Deadlines for *News & Views*

| <i>Issue</i> | <i>Deadline</i> |
|--------------|-----------------|
| March | February 15 |
| June | May 15 |
| September | August 15 |
| December | November 15 |

AUPO BOARD OF TRUSTEES HIGHLIGHTS

The AUPO Board of Trustees held its annual summer meeting on Friday, July 16th in New York City. The Board addressed an extensive list of agenda items with actions including:

- Approval for activation of the new AUPO website (www.aupo.org)
- Endorsement of a new interactive CD-ROM training program, Learning Systems, developed by the Joint Commission on Allied Health Personnel in Ophthalmology (JCAHPO)
- Recommendation of Bartly Mondino, MD for a position on the Board of Directors of the National Alliance for Eye and Vision Research and Alliance for Eye and Vision Research (NAEVR/AEVR), with appreciation expressed to Robert Kalina, MD for his past service in this role.
- Extension of the application deadline for the Becker/RPB/AUPO Physician Scientist Award to September 15th, and approval to amend the eligibility requirements to include candidates within five years of finishing residency.
- Approval for the establishment of the Fellowship Compliance Committee with initial funding to facilitate start-up operations.
- Recommendation for enhanced monitoring and educational efforts related to enforcement of established Residency Matching Program rules.
- Acceptance of a proposal to conduct an Educating the Educators session in conjunction with the 2006 AUPO Annual Meeting.
- Approval of Nicholas J. Volpe, MD as this year's recipient of the Straatsma Award for Excellence in Resident Education.
- Authorization of an organizational contribution to the Surgical Scope Fund of the American Academy of Ophthalmology.
- Official appointment of Bartly Mondino, MD as the next AUPO Executive Vice President, effective January 1, 2005.

The next meeting of the Board of Trustees will be held in October during the AAO Annual Meeting in New Orleans.

POLICY STATEMENT: TEACHING ACTIVITIES OF DEPARTMENT FACULTY

Teaching activities of department faculty should be governed by the following principles:

- That educational personnel and resources should serve the education of ophthalmologists and medical students above all other groups.
- That educational programs geared to other groups should not be in conflict with or negatively impact the education of ophthalmologists and/or medical students.
- That all educational programs should be consistent with the highest goals of service to patients and to the profession of ophthalmology.
- That the objectives of educational programs should be appropriate to the prior training and experience of the trainee group, consistent with all relevant laws and statutes, congruent with the standards of the profession of ophthalmology, and above all serve the best interests of patients and community.
- That educational program faculty will be chosen based on their mastery of the subject, teaching ability, and congruence with the interests of the department and the profession of ophthalmology.

Adopted, October 20, 2002

39TH ANNUAL MEETING JANUARY 27-29, 2005 SCOTTSDALE, ARIZONA

Registration materials for the 2005 Annual Meeting will be mailed to you soon. We will now venture to The Westin Kierland Resort in Scottsdale, Arizona. The 2005 meeting will have the same schedule as the 2004 meeting which will require you to arrive on Wednesday, January 26th as the program will begin promptly at 8:00 a.m. on Thursday, January 27th.

Please review your registration materials upon receipt and if you have any questions, call the San Francisco office at (415) 561-8548. Program planning for this meeting is near completion. Topics for the meeting symposia will focus on timely issues of concern to all members. A portion of the program will be comprised of workshops. A preliminary schedule for the meeting begins on page four of this issue. Some topics and speakers are subject to change.

AUPO SLIDE EXCHANGE

Do you already have electronic slides you would like to submit for the 2005 AUPO Slide Exchange? It will be held Saturday morning, January 29, 2005 at The Westin Kierland, Scottsdale, Arizona. Please note that the Slide Exchange will now only feature digital slides via LCD projection.

As in the past, we will welcome any type of case. Good digital pictures of common findings are very popular for teaching sets. Unusual cases expand the teaching files of the veterans. Do not hesitate to submit series or multiple slide cases. Text slides with clinical data are helpful if they are well done and add to the case. You will be asked to present your slides to the group as they come up. Presentations should be adequate, but brief. You may take notes on the order form which will be returned to you with the CD of all pictures. Clinical cases may include history, tables, charts, visual fields, electrophysiology, x-rays, histology and composites. Unknowns may be presented for help with the diagnosis and/or treatment, or just general discussion.

In order to prepare in advance for the next Slide Exchange presentation, you can submit your slides as follows:

.jpg or .tif files can be emailed to: aupo@aa.org

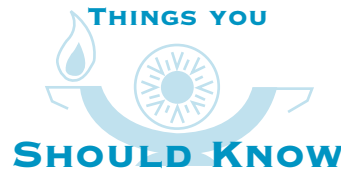
CDs can be mailed to: AUPO, P.O. Box 420369, San Francisco, CA 94142-0369

Or brought to the AUPO registration desk by Noon on Friday, January 27, 2005

Please arrange and number slides in order of presentation.

(If you have more than one case, number as Case 1-1, 1-2, 1-3,...., Case 2-1, 2-2, 2-3, etc.)

We look forward to seeing you and hearing about your slides at the next AUPO Slide Exchange.



ONE AND TWO-YEAR HEED FOUNDATION FELLOWSHIPS

The Heed Ophthalmic Foundation is providing both one and two-year postgraduate fellowships. The one-year fellowship provides a stipend of \$15,000, and the two-year Clinician-Scientist fellowship provides a stipend of \$40,000. Individuals interested in the two-year Clinician-Scientist fellowship must be committed to the pursuit of a full-time academic career, which will include research and clinical care. Applicants for both fellowships must be citizens of the United States, graduates of medical schools accredited by the AAMC and the fellowship must be conducted in the United States. Deadline for receipt of applications is January 15, 2005 for fellowships beginning in July 2006. For information, please contact Froncie A. Gutman, M.D.

The Heed Foundation
Cleveland Clinic Foundation
9500 Euclid Avenue, Desk i-32
Cleveland, OH 44195
Phone: 216 445-8145
Fax: 216 444-8968
www.heed.org

ANNUAL BUSINESS MEETING

The membership is invited to submit agenda items to the Executive Vice President for consideration at the Annual Business Meeting. Submission of items of business in advance will allow full discussion of issues of concern by all AUPO members.

2004-2005 DIRECTORY

The new 2004-2005 membership directory was mailed to all members in August. If you would like to request additional copies, please contact the AUPO San Francisco office at 415.561.8548 or send an email to aupo@aao.org.

FUTURE ANNUAL MEETING DATES

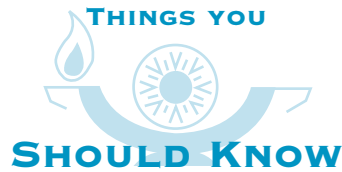
2005
January 27 - 29
The Westin Kierland Resort
Scottsdale, Arizona

2006
January 26 - 28
The Ritz-Carlton
Sarasota, Florida

2007
February 1 - 3
Renaissance Esmeralda Resort
Indian Wells, California

2008
January 31- February 2
The Ritz-Carlton
Sarasota, Florida

2009
January 29 - 31
Renaissance Esmeralda Resort
Indian Wells, California



FACULTY POSITIONS AVAILABLE SEPTEMBER 2004

The faculty positions section lists positions available within the AUPO Member Departments of Ophthalmology. If your institution is interested in advertising ophthalmology positions (at no charge), type your advertisement for publishing and submit it to the AUPO San Francisco office.

RETINA

The Department of Ophthalmology at UT Southwestern announces an additional opening for another Assistant Professor, Associate Professor or Professor. We seek an outstanding individual with an M.D. degree who is ABO boarded or Board eligible in ophthalmology with at least two years of subspecialty training in vitreo-retinal diseases. Must have demonstrated skills in the area of Surgical Vitreo-retinal Disease and Medical Retina. Duties will include sharing in the responsibility, with existing faculty, for didactic and clinical training of residents, fellows and practicing ophthalmologists in vitreo-retinal and medical retinal diseases. Provide high quality clinical care to patients with vitreo-retinal and medical retinal diseases at UT Southwestern Medical Center. An established interest and/or willingness to develop collaborative research activities in vitreo-retinal diseases, with established investigators in our department, are desirable. Research interest in retinal-vascular diseases is desired but not required.

The University of Texas Southwestern Medical Center at Dallas is an Equal Opportunity Employer. Applications from new or established clinician scientists are encouraged. Interested individuals should send curriculum vitae, with a cover letter to:

James P. McCulley, M.D.
Professor and Chairman
Department of Ophthalmology
The University of Texas Southwestern
Medical Center at Dallas
5323 Harry Hines Blvd.
Dallas, TX 75390-9057

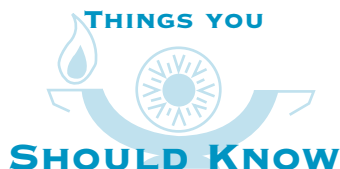
VITREO-RETINAL DISEASES AND SURGERY

Tulane University Health Sciences Center, Department of Ophthalmology, is seeking a sub-specialist in the field of Vitreo/Retinal Diseases & Surgery for a full-time/tenure track faculty position. Faculty rank and salary will be commensurate with experience. Requirements include minimum experience of one-year fellowship training in vitreo/retinal diseases and Board certification or eligibility in Ophthalmology. Candidates should have a strong commitment to education and academic activities. Applications will be accepted until the time at which a suitable candidate is determined. Tulane University Health Sciences Center is an Affirmative Action/Equal Opportunity Employer. Please submit a cover letter, a current curriculum vitae and three letters of recommendation to:

Delmar R. Caldwell, M.D.
Professor & Chairman
Tulane University Health Sciences Center Department
of Ophthalmology SL-69
1430 Tulane Avenue, New Orleans, LA 70112

VITREO-RETINAL DISEASES AND SURGERY

An Assistant Professor of Ophthalmology (clinical track) position is currently available at the University of Southern California, Keck School of Medicine, Department of Ophthalmology, Doheny Retina Institute. This full-time position is in a highly academic practice focused on superb clinical abilities, translational research, and excellence in teaching residents, fellows and medical students. The Doheny



Retina Institute is a unique environment that provides an unprecedented opportunity for the right individual to work in a highly coordinated and collaborative fashion for maximum effectiveness. Qualifications include clinical expertise in vitreo-retinal diseases and surgery. The candidate must be Board Certified or eligible for licensure in the State of California. Requirements include an approved ophthalmic residency training program and completion of a vitreo-retinal fellowship program. Responsibilities include: clinical care, a strong commitment to teaching and supervision of residents and fellows and clinical research. Salary is negotiated based on qualifications and experience. USC is an Equal Opportunity Employer. Please send CV and cover letter to:

Ronald E. Smith M.D.
 Professor and Chairman
 USC/Doheny Eye Institute
 1450 San Pablo Street, Suite 5706
 Los Angeles, CA 90033
 Office: 323 442-6424
 Fax: 323 442-6402
 Email: resmith@usc.edu

VITREO-RETINAL DISEASES AND SURGERY

Henry Ford Health System (HFHS) is one of the nation's leading comprehensive health systems, providing acute, specialty, primary and preventive care services, backed by excellence in research and education. Founded by auto pioneer Henry Ford, HFHS is committed to improving the health and well being of a diverse community. Henry Ford Eye Care Services, Department of Ophthalmology, one of the largest ophthalmology practices in the United States, employs 31 full-time ophthalmologists, five research doctors, 15 residents, four fellows and over 150 staff members. The department provides state-of-the-art care to more than 55,000 people with 120,000 clinic visits annually and offers a full spectrum of specialty services, from advanced laser surgery to pedi-

atric eye care at 13 locations throughout southeast Michigan. To complement our expertise, the staff and physicians at Henry Ford Eye Care Services have access to the most advanced equipment and technology. Henry Ford Eye Care Services is hiring for the following full-time position:


The Retina & Vitreous Ophthalmologist position requires fellowship training. The retina specialists at Henry Ford Eye Care Services are devoted to the diagnosis and treatment of diseases of the retina, vitreous and posterior segment. We offer patients the most up-to-date and proven therapies in the treatment of retinal disorders. The ideal candidate will be interested in the clinical care of patients, medical and surgical treatment of retinal diseases and clinical research and teaching.

Board certification or eligibility is required. Applicants should include a curriculum vitae (CV) and contact information for three references. Interested applicants should send the above to:

Paul A. Edwards, M.D.
 Chairman
 Department of Ophthalmology,
 Henry Ford Eye Care Services
 1 Ford Place, 5A
 Detroit, MI 48202
 pedward2@hfhs.org

PEDIATRIC OPHTHALMOLOGY AND STRABISMUS

Tulane University Health Sciences Center, Department of Ophthalmology is seeking a sub-specialist in the field of Pediatric Ophthalmology and Strabismus for a full-time tenure track faculty position. Faculty rank and salary will be commensurate with experience. Requirements include minimum experience of one-year fellowship training in Pediatric/Strabismus and Board certification or eligibility in Ophthalmology. Candidates should have a strong commitment to education and academic activities. Applications will be accepted until the time at which a suitable candidate is determined.



**THINGS YOU
SHOULD KNOW**

Tulane University is an Affirmative Action/Equal Opportunity Employer. Please submit a cover letter, a current CV, and three letters of recommendation to:

Delmar R. Caldwell, M.D.
Professor & Chairman
Tulane University Health Sciences Center
Department of Ophthalmology
SL-69
14303 Tulane Avenue
New Orleans, LA 70112

COMPREHENSIVE OPHTHALMOLOGY

The Department of Ophthalmology at UT Southwestern announces an opening for an Assistant Professor. We seek an outstanding individual with an M.D. degree who is Board certified or Board eligible in ophthalmology. Will have opportunity to take over a busy medical/surgical comprehensive ophthalmology practice within the department at our Ft. Worth location. Will consider individuals with subspecialty but principle interest must be comprehensive ophthalmology.

The University of Texas Southwestern Medical Center at Dallas is an Equal Opportunity Employer. Interested individuals should send curriculum vitae, with a cover letter to:

James P. McCulley, M.D.
Professor and Chairman
Department of Ophthalmology
The University of Texas Southwestern
Medical Center at Dallas
5323 Harry Hines Blvd.
Dallas, TX 75390-9057

OCULOPLASTICS

We are seeking a general ophthalmologist with a strong interest in Oculoplastic Surgery for a full time faculty position. Candidates must be ABO Board

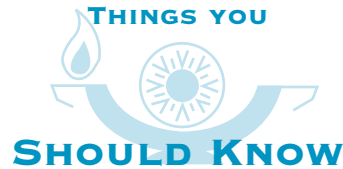
certified or eligible in addition to being eligible for licensure in Kansas. Recent graduates of an accredited ophthalmology residency program are welcome to apply. The successful candidate will have demonstrated commitment to resident training and scholarly endeavors, including clinical or basic research, in addition to superior clinical expertise. The University of Kansas Medical Center is an Equal Opportunity Employer.

Applicants should mail or fax a copy of their curriculum vitae (CV) and cover letter to the following address:

Keith A. Warren, M.D., Chairman
University of Kansas Medical Center
Department of Ophthalmology
3901 Rainbow Blvd., Mail Stop 3009
Kansas City, KA 66160-7379
Telephone: 913.588.6606
Fax: 913.588.0888

DIRECTOR OF CLINICAL RESEARCH

Henry Ford Health System (HFHS) is one of the nation's leading comprehensive health systems, providing acute, specialty, primary and preventive care services, backed by excellence in research and education. Founded by auto pioneer Henry Ford, HFHS is committed to improving the health and well being of a diverse community. The Department of Ophthalmology, Eye Care Services is seeking a M.D. Director of Clinical Research to lead the division of Clinical and Epidemiologic Research. The division of Clinical and Epidemiologic Research develops and conducts research into the causes, diagnosis, prevention, treatment, outcomes and costs of eye disease and translates laboratory research into clinical application. The division conducts this research within the Henry Ford Health System, the regional community and as part of national and international programs.



The successful candidate will have a minimum of three years clinical research experience and will be expected to establish and maintain a robust, NIH-funded program of research and seek opportunities for collaboration with departmental colleagues (see www.henryford.com/eyes). Applicants should include a curriculum vitae (CV), a statement of research interests and plans and contact information for three references.

Board certification or eligibility is required. Interested applicants should send a current CV to:

Paul A. Edwards, M.D.
 Chairman
 Department of Ophthalmology,
 Henry Ford Eye Care Services
 1 Ford Place, 5A
 Detroit, MI 48202
pedward2@hfhs.org

AUPO POLICY REMINDERS

- All applicants participating in the Ophthalmology Matching Program (OMP) must use the Universal Application form and the Central Application Service (CAS) to apply to all programs in the match.
- Programs wishing additional information (photographs, hand-written materials, etc.) prior to interviews or prior to signing contracts may request it from applicants in accordance with institutional guidelines.
- So called "Audition Electives" by medical students at institutions other than their own are discouraged.
- Residency programs participating in the Ophthalmology Matching Program are not to distribute additional application material prior to July 1 each year.
- Residency programs are not to initiate contact with applicants after the interview until the match has been completed. This policy has been promulgated in the ophthalmology matching program directory in order that candidates will know if this policy is violated by programs.
- Fellowships should not be required to begin prior to July 7 in order that residents may complete training on June 30.
- The AUPO discourages its members from charging applicants fees for applying to residency training programs.
- AUPO policy strongly discourages any representative of a residency program from entering into discussions with a resident from or matched to another program prior to consultation with that resident's residency program director.
- The AUPO and its member departments recognize the costs and logistical difficulties borne by applicants in the fellowship interview process. Departments will endeavor to select interview dates which will mitigate these difficulties without negatively impacting the quality of the process.
- The membership of the AUPO is committed to the integrity of the Ophthalmology Matching Program and the Ophthalmology Fellowship Match process. Policies exist governing this process. In the event that a violation of this policy is reported to the AUPO Board of Trustees, the Board will investigate. If a violation has clearly occurred, the Board at its sole discretion, and as the responsible Match authority, will have the option of notifying the membership of this violation, and/or notifying all Match participants of the violation, and/or de-listing the program from the Match.